

# New Hanover County Health Department



Over 135 years of  
Public Health Service



2029 South 17<sup>th</sup> Street  
Wilmington, NC 28401  
(910) 798-6500

[health.nhcgov.com](http://health.nhcgov.com)  
[www.facebook.com/NHCHealth](https://www.facebook.com/NHCHealth)  
[www.twitter.com/NHCHealth](https://www.twitter.com/NHCHealth)

## Board of Health

**Melody S. Evans, DVM**  
Chair

**Kim Thrasher Horne,**  
PharmD, BCBS, FCCP, CPP  
Vice-Chair

**Brian Ensign**  
Engineer Member

**Michael E. Goins, OD**  
Optometrist

**Robert E. Lewis**  
Public Member

**Zachery S. Mitcham**  
Public Member

**Mark W. Morgan, MD**  
Physician Member

**Linda (Candy) Robbins**  
Public Member

**Robert J. Schiffel, DDS**  
Dentist Member

**Stephanie D. Smith, PhD, RN**  
Nurse Member

**Rob Zapple**  
County Commissioner

**Health Director**  
David E. Rice, MPH, MA

## 2015 Community Health Assessment

In an effort to better evaluate the health needs of the community and determine methods to potentially meet those needs, the Community Health Assessment Team has completed its 2015 Community Health Assessment. The CHA Team consists of partners from the County Government, UNCW, New Hanover Regional Medical Center, and New Hanover County Health Department.

Between the months of June – October, the survey was live and available at various community locations as well as online. During that time, some 2000 residents contributed to the data collection efforts, providing valuable and current information about the county's health.

The Community Health Assessment provides a snapshot into the health of New Hanover County residents. This document is a key resource the entire Health community should use when planning strategies to improve health outcomes.

Some highlights of the report reveal:

- Binge drinking is defined as more than five drinks on one occasion for men or four for women. Binge drinking activity, was reported by 443 men and 1,060 women in the health opinion survey.
- 71% of residents said that someone has told them they were pre-diabetic at a time that was not during pregnancy.
- Considering the self-reported height and weight of the participants, 60% would be classified as either overweight or obese in the Body Mass Index (BMI) chart.
- During 2006-2012, the drug poisoning mortality rate in New Hanover County (17.0) exceeded two of its three peer counties (range: 9.0-22.0) and the state rate (12.0). The rate is measured by the number of drug poisoning deaths per 100,000 persons.

For the full version of the 2015 Community Health Assessment, please visit the New Hanover County Health Department's website page at [www.health.nhcgov.com](http://www.health.nhcgov.com)



*Our mission is to promote a safe and healthy community*

*Our vision is healthy people living in a safe environment to sustain a strong community focused on prevention and wellness*

## Health Programs Administration

### Environmental Health Services

Services	2 <sup>nd</sup> Qtr. 14/15	2 <sup>nd</sup> Qtr. 15/16
Total Establishment/Facility Inspections	824	851
Re-Inspections (to inspect more than once)	5	10
Permits Issued	96	134
Public Festival Permits/Temporary Food Establishments	87	111
Compliance, Complaint and Consultative visits	440	375
Swimming Pool Inspections (Public pools/ spa )	48	18
Water Samples Collected (Bacteriological and Other)	120	127
Customer Service Requests for Vector Control	10	141
Spraying-Man Hours	6.25	323.75
Acres Larvacided	1.53	22.83
Mosquito Light Trap Totals	11881	21153

### Health Promotion

Services	2 <sup>nd</sup> Qtr. 14/15	2 <sup>nd</sup> Qtr. 15/16	Trained health educators give community presentations and provide programs on various subjects (sexual health, nutrition, stress, injuries, tobacco etc.) for free. Health promotion outreach events are conducted at various locations such as churches, schools, worksites, community centers and county buildings by request.
Outreach Events	49	39	
People Educated	3071	1848	
HIV Tests Completed	153	105	
Condoms Distributed	1764	1006	
Car Seats Distributed	4	7	
Car Seats Checked	21	18	

# Personal Health Services

## Clinic Services

Services	2 <sup>nd</sup> Qtr. 14/15	2 <sup>nd</sup> Qtr. 15/16
Child Health Visits	43	54
STD visits	723	677
Family Planning Visits	615	553
BCCCP Clients	33	21
TB Skin Test Read	471	398
Travel Clinic Visits	131	98
Clients Receiving Immunizations; Ages 0-18 years	986	804
Clients Receiving Immunizations; Ages 19+	3504	2729
Refugee Health Clients (Unduplicated)	19	13

**STD-** Sexually Transmitted Disease **BCCCP-** Breast and Cervical Cancer Control Program **TB-** Tuberculosis

## Lab Services

	2 <sup>nd</sup> Qtr. 14/15	2 <sup>nd</sup> Qtr. 15/16
<b>In House Procedures</b>		
Gonorrhea Cultures	642	632
Hematology	1178	1061
Pregnancy Testing	294	314
Syphilis Screening	786	771
Urinalysis	26	44
Water Bacteriology	77	90
<b>Referral Procedures</b>		
Chlamydia / Gonorrhea	530	470
HIV	768	760
Lead	349	349
Pap Smears	222	165

Samples may include blood, urine, or other bodily fluid.  
Water Bacteriology tests are samples from wells.

## Reportable Diseases

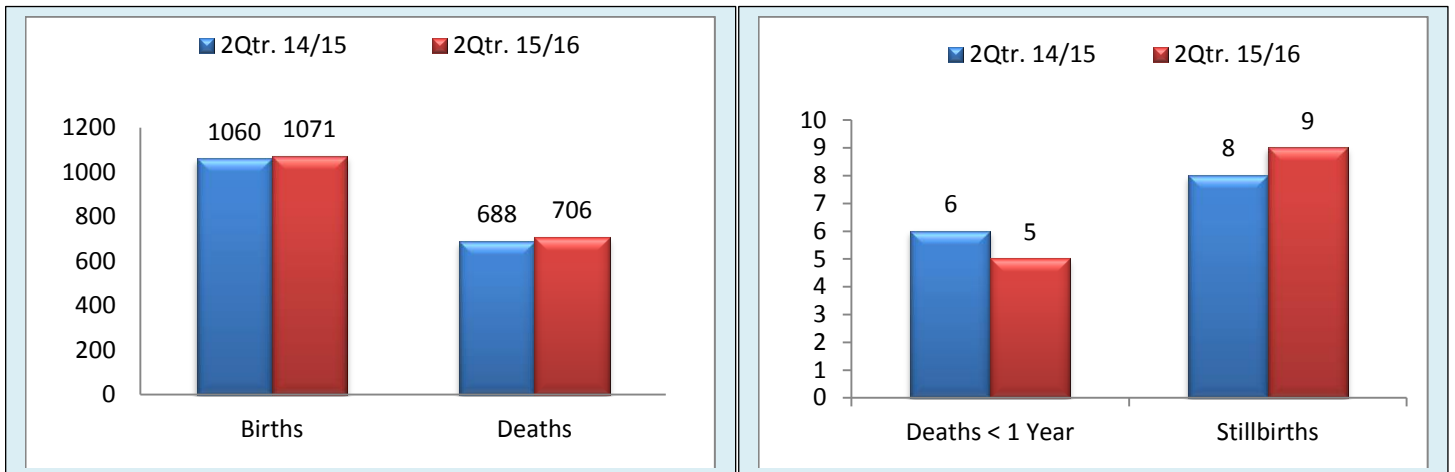
	2 <sup>nd</sup> Qtr. 14/15	2 <sup>nd</sup> Qtr. 15/16
Campylobacter	4	7
Chlamydia	176	207
Cryptosporidiosis	3	2
Dengue Fever	0	0
E. Coli shiga toxin producing	1	2
Ebola Monitoring	1	1
Foodborne, other	1	0
Gonorrhea	56	56
Hepatitis B, Acute	0	0
Hepatitis B, Carrier	4	6
Hepatitis C, Acute	3	2
Influenza-like Illness Outbreak	117	0
Legionellosis	2	1
Lyme Disease	0	0
Nongonococcal Urethritis (NGU)	49	82
Norovirus Outbreak/Noro-like Illness	0	0
Pertussis (Whooping Cough)	2	3
Rocky Mount Spotted Fever	0	1
Salmonella	30	35
Shigella	0	2
Streptococcal-Group A Invasive	1	0
Syphilis	7	12
Vibrio	0	0

# Personal Health Services

## Community Health

Services	2 <sup>nd</sup> Qtr. 14/15	2 <sup>nd</sup> Qtr. 15/16
Homeless Medical Clinic - Visits	271	219
Mobile Dental Unit - # of children provided dental services - Unduplicated count	160	194
Home Visits for TB Related Services-Unduplicated count	n/a	**181
**Not comparable to previous years		TB-Tuberculosis

## Vital Statistics



## Nutrition

<b>WIC- Supplemental Nutrition Program for Women, Infants, and Children</b> providing nutritious food, nutrition education, and breastfeeding support for pregnant and postpartum women and infants and children up to age 5 years who qualify for the program.	Services	2 <sup>nd</sup> Qtr. 14/15	2 <sup>nd</sup> Qtr. 15/16
	WIC Nutrition Visits	2679	2718
	Value of WIC Food Instruments Redeemed	\$721,651	\$683,805
	General Nutrition Visits	86	106
	New Clients in Breastfeeding Peer Counseling	89	77

# Personal Health Services

## Maternal Health

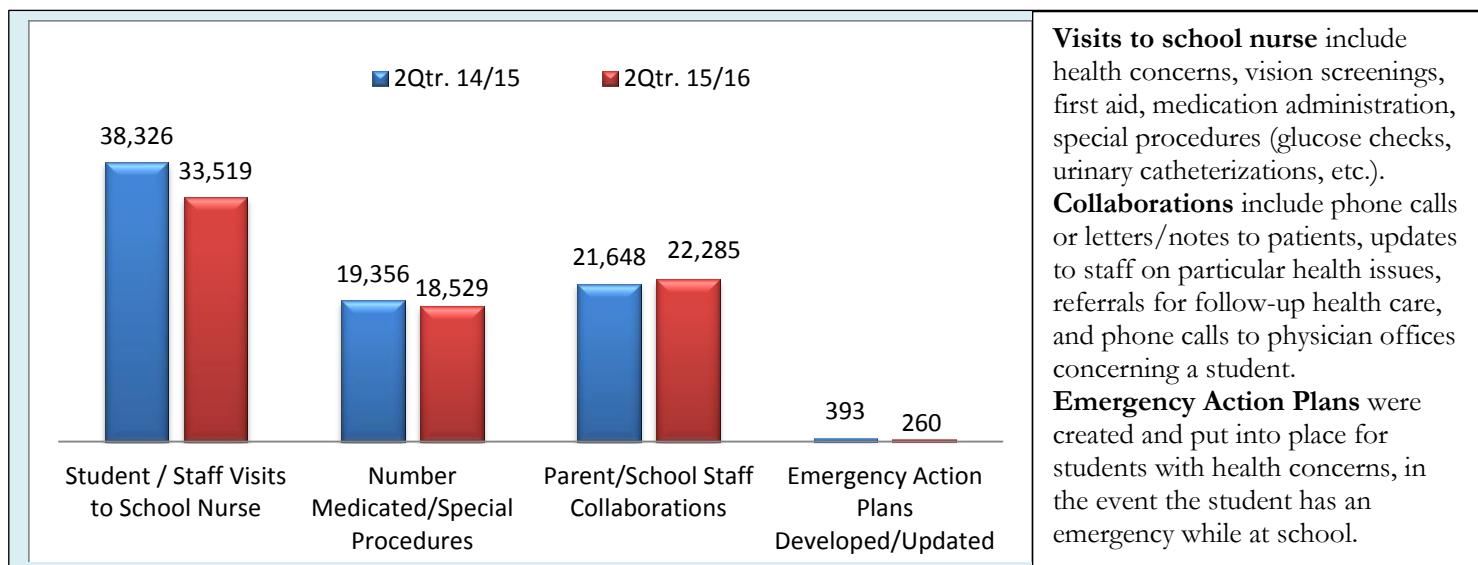
Services	2 <sup>nd</sup> Qtr. 14/15	2 <sup>nd</sup> Qtr. 15/16
Pregnancy Care Management Enrolled	438	475
Diabetic Teaching	13	7
Postpartum/Newborn Home Visits	74	42
Health & Behavior Interventions	20	2

**Pregnancy Care Management:** Case management and home visiting for pregnant women.

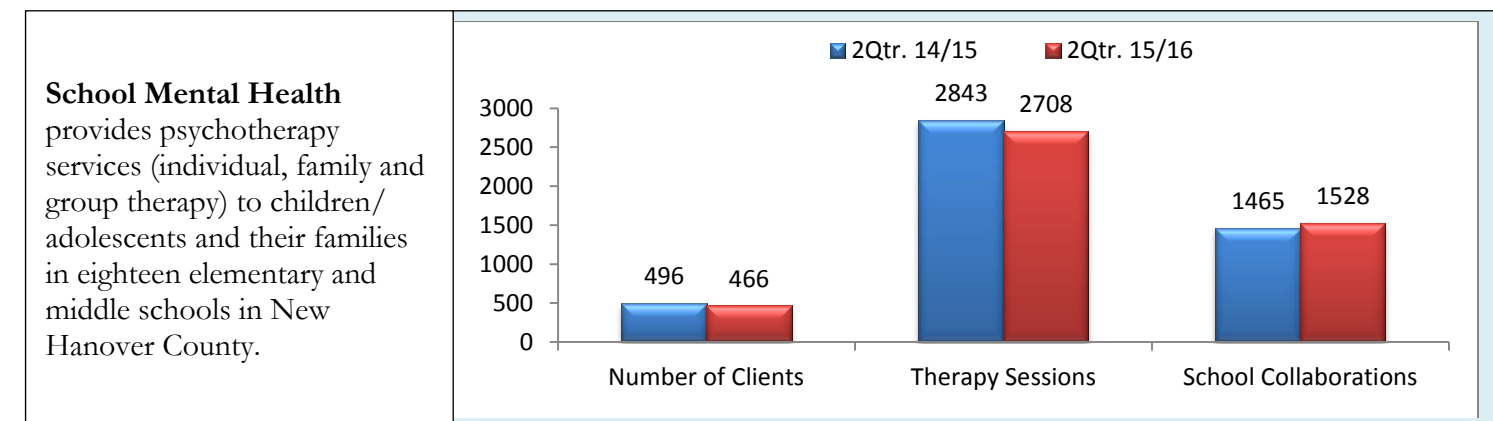
**Postpartum/Newborn Home Visits:** Home visits for new moms and babies discharged, recommended within 2 weeks, upon discharge from the hospital.

**Health and Behavior Interventions:** Counseling services for high risk pregnant women.

## School Health



## School Mental Health

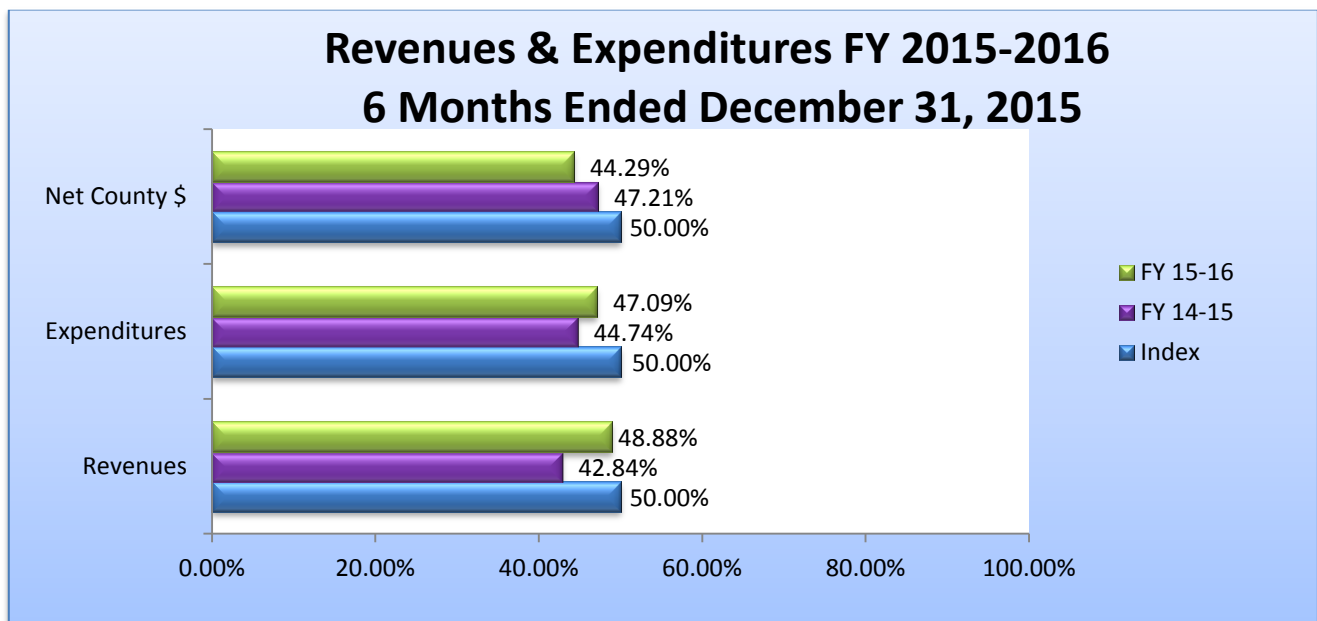


# Personal Health Services

## Care Coordination for Children (CC4C)

Services	2 <sup>nd</sup> Qtr. 14/15	2 <sup>nd</sup> Qtr. 15/16	<p><b>CC4C Contacts:</b> number of contacts with families either by phone, home visits or contacts with someone in the community on their behalf</p> <p><b>CC4C Clients Receiving Services:</b> total number of children served for the quarter, unduplicated</p> <p><b>In Home Counseling – Service Contacts:</b> number of face-to-face contacts for family therapy.</p>
CC4C Contacts	1311	1635	
CC4C -Clients Receiving Services	384	475	
In-Home Counseling/Home Visits	40	72	

## Financial Report



Revenues and Expenditures FY 2015-2016 6 Months Ended December			
	Index	FY 15-16	FY 14-15
Revenues	50.00%	48.88%	42.84%
Expenditures	50.00%	47.09%	44.74%
Net County \$	50.00%	44.29%	47.21%