


New Hanover County Health Department



First Quarter Report July 1, 2014 – September 30, 2014

Over 135 years of
Public Health Service



Health Department Renovation Project

September 2012 the Health Department began conducting a Space Study Analysis with local architect, LS3P, to determine current and future space needs. Key partners included the following New Hanover County Departments: County Manager's Office, Engineering, Finance and Property Management. The analysis included an examination of our current location at 2029 South 17th Street and a possible expansion into the area which housed the Coastal Care Mental Health offices at 2023 South 17th Street.

Through an intensive process, floor plans were approved and finalized with contractors pre-qualified to bid on the \$3.5 million renovation of the building at 2023 South 17th Street. Monteith Construction was officially awarded the contract on January 27, 2014 and the renovation process started in February. The 16,000 square foot facility houses the public health clinic, pharmacy, lab, billing and customer care services. In addition, three offices are designated for county government agencies to use and foster greater collaboration between the Health Department and other departments. The interior renovation of the facility was completed in September with a move-in date in October 2014.

Next steps include the renovation of 2029 South 17th street with a space study analysis taking place in 2015.

In-Progress: June 18, 2014



Final: October 22, 2014



2029 South 17th Street
Wilmington, NC 28401
(910) 798-6500
www.health.nhcgov.com
www.facebook.com/NHCHealth
www.twitter.com/NHCHealth

Board of Health

Robert E. Lewis
Chair

Melody S. Evans, DVM
Vice-Chair

Michael E. Goins, OD
Optometrist

Beth Dawson
County Commissioner

Brian Ensign
Engineer Member

Kim Thrasher Horne,
PharmD, BCBS, FCCP, CPP
Pharmacist Member

Zachery S. Mitcham
Public Member

Mark W. Morgan, MD
Physician Member

Linda (Candy) Robbins
Public Member

Robert J. Schiffel, DDS
Dentist Member

Stephanie D. Smith, PhD, RN
Nurse Member

Health Director
David E. Rice, MPH, MA



Our mission is to promote a safe and healthy community

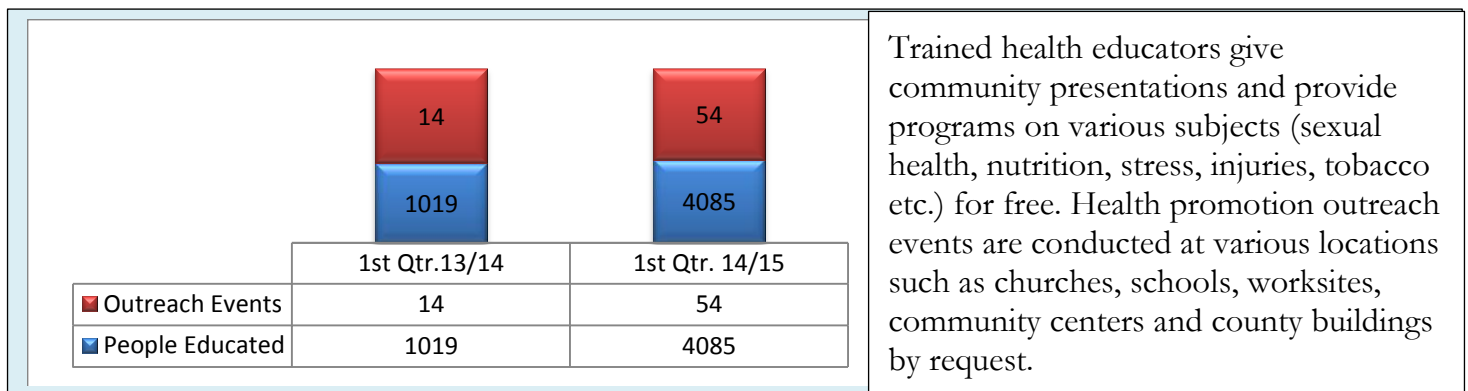
Our vision is healthy people living in a safe environment to sustain a strong community focused on prevention and wellness

Health Programs Administration

Environmental Health Services

Services	1 st Qtr. 13/14	1 st Qtr. 14/15
Routine Inspections: Restaurant & Child Care Facilities	864	889
Re-Inspections (to inspect more than once)	14	14
Permits Issued	87	133
Public Festival Permits/Temporary Food Establishments	62	62
Compliance, Complaint and Consultative visits	479	479
Swimming Pool Inspections (Public pools/ spa)	77	55
Water Samples Collected (Bacteriological and Other)	134	150
Customer Service Requests	109	444
Spraying-Man Hours	333.0	571.25
Acres Larvacided	91.5	253
Mosquito Light Trap Totals	14,802	25,540

Health Promotion



Trained health educators give community presentations and provide programs on various subjects (sexual health, nutrition, stress, injuries, tobacco etc.) for free. Health promotion outreach events are conducted at various locations such as churches, schools, worksites, community centers and county buildings by request.

Personal Health Services

Clinic Services

Services	1 st Qtr. 13/14	1 st Qtr. 14/15
Child Health Visits	86	70
STD visits	826	812
Family Planning Visits	736	630
BCCCP Clients	38	31
Limited Physicals (Adults & Children)	161	0
TB Skin Test Read	878	668
Travel Clinic Visits	122	155
Immunizations; Ages 0-18 years	1,372	2,966
Immunizations; Ages 19+	2,166	1,670
Refugee Health Clients (Unduplicated)	4	10

STD- Sexually Transmitted Disease **BCCCP**- Breast and Cervical Cancer Control Program **TB**- Tuberculosis

Lab Services

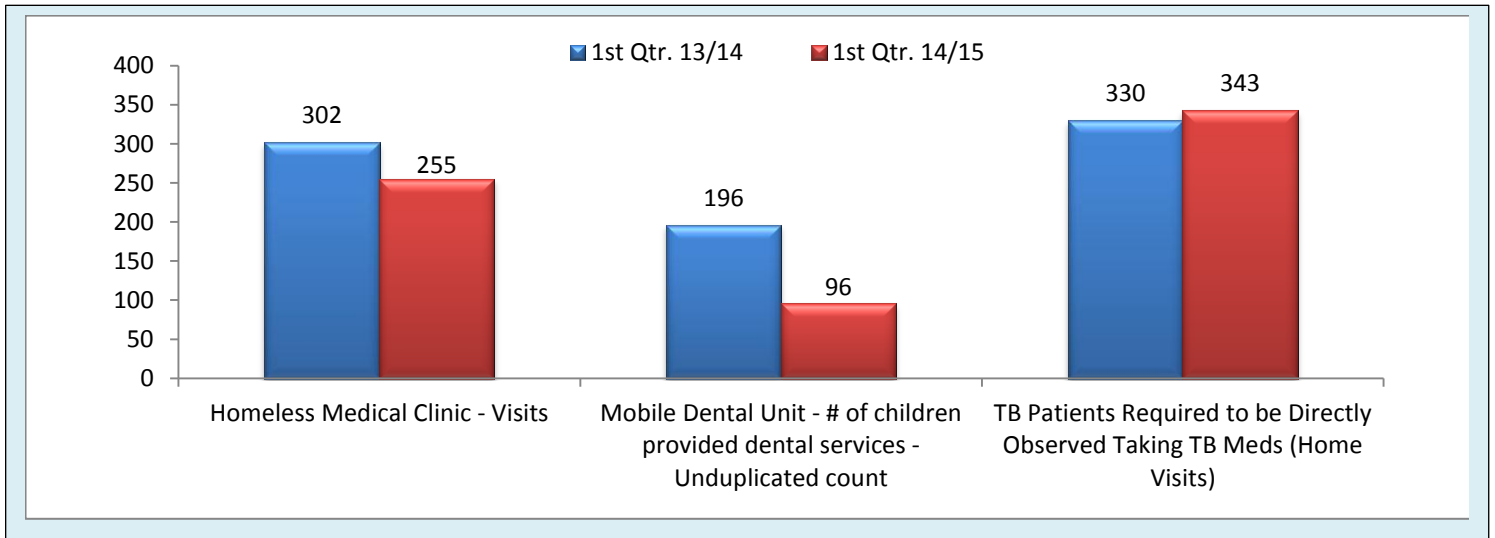
	1 st Qtr. 13/14	1 st Qtr. 14/15
<u>In House Procedures</u>		
Gonorrhea Cultures	430	595
Hematology	1460	1,253
Pregnancy Testing	419	265
Syphilis Screening	697	843
Urinalysis	140	34
Water Bacteriology	84	76
<u>Referral Procedures</u>		
Chlamydia / Gonorrhea	700	496
HIV	704	831
Lead	384	431
Pap Smears	235	197
Samples may include blood, urine, or other bodily fluid. Water Bacteriology tests are samples from wells.		

Reportable Diseases

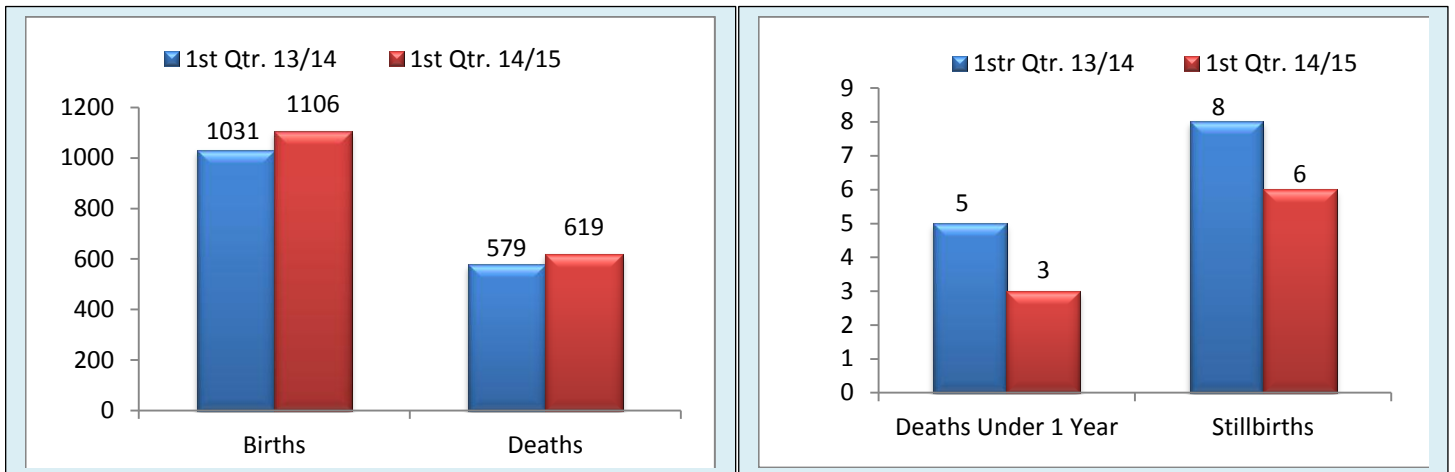
	1 st Qtr. 13/14	1 st Qtr. 14/15
Campylobacter	2	9
Chlamydia	199	136
Cryptosporidiosis	0	3
Dengue Fever	1	0
E. Coli shiga toxin producing	1	0
Foodborne, other	0	0
Gonorrhea	59	49
Hepatitis B, Acute	1	1
Hepatitis B, Carrier	2	2
Hepatitis C, Acute	3	2
Influenza-like Illness Outbreak	18	0
Legionellosis	1	2
Lyme Disease	2	1
Nongonococcal Urethritis (NGU)	43	69
Pertussis	0	1
Rocky Mount Spotted Fever	6	5
Salmonella	48	58
Shigella	0	3
Streptococcal-Group A Invasive	1	1
Syphilis	0	8
Vibrio	0	0

Personal Health Services

Community Health



Vital Statistics



Nutrition

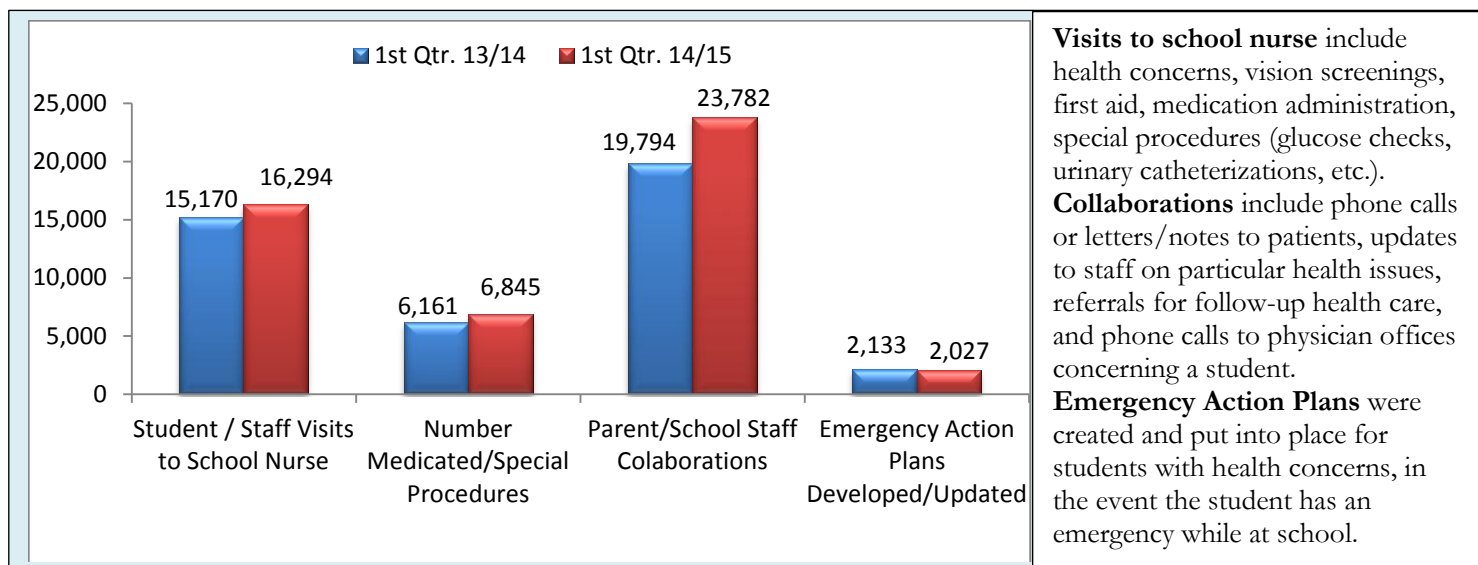
<p>WIC- Supplemental Nutrition Program for Women, Infants, and Children providing nutritious food, nutrition education, and breastfeeding support for pregnant and postpartum women and infants and children up to age 5 years who qualify for the program.</p> <p>DERP- Diabetes Education Recognition Program: 10 hours of diabetes self-management education classes provided by a registered dietitian and/or registered nurse.</p>	Services	1 st Qtr. 13/14	1 st Qtr. 14/15
	WIC Nutrition Visits	2,901	2,031
General Nutrition Visits	57	70	
New Clients in Breastfeeding Peer Counseling	58	81	
New Clients in DERP	9	n/a	

Personal Health Services

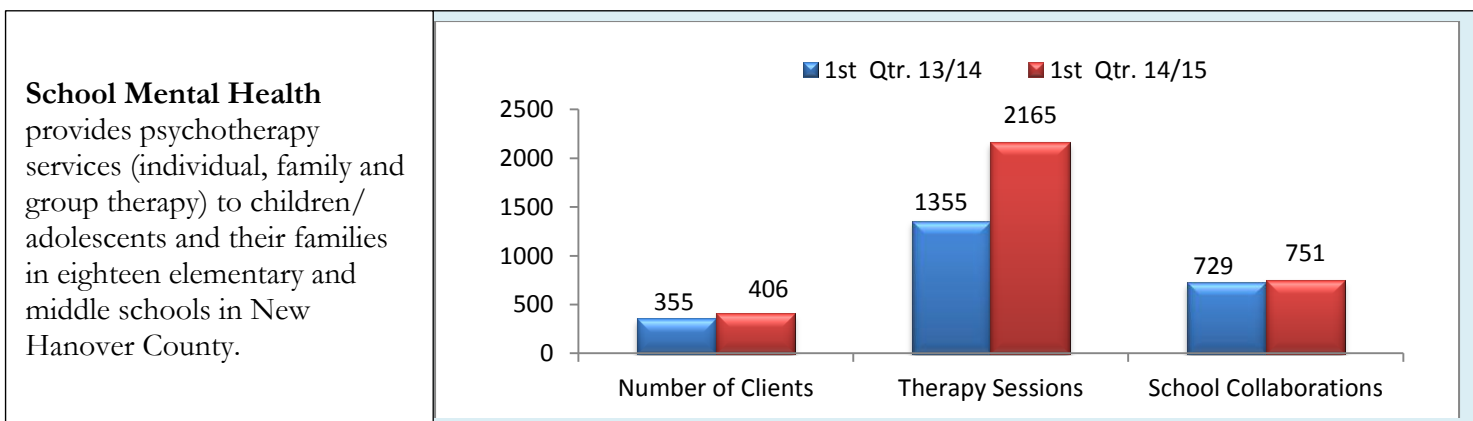
Maternal Health

Services	1 st Qtr. 13/14	1 st Qtr. 14/15	Pregnancy Care Management: Case management and home visiting for pregnant women. Postpartum/Newborn Home Visits: Home visits for new moms and babies discharged, recommended within 2 weeks, upon discharge from the hospital. Health and Behavior Interventions: Counseling services for high risk pregnant women.
Pregnancy Care Management Enrolled	715	563	
Postpartum/Newborn Home Visits	18	74	
Health & Behavior Interventions	32	23	

School Health



School Mental Health

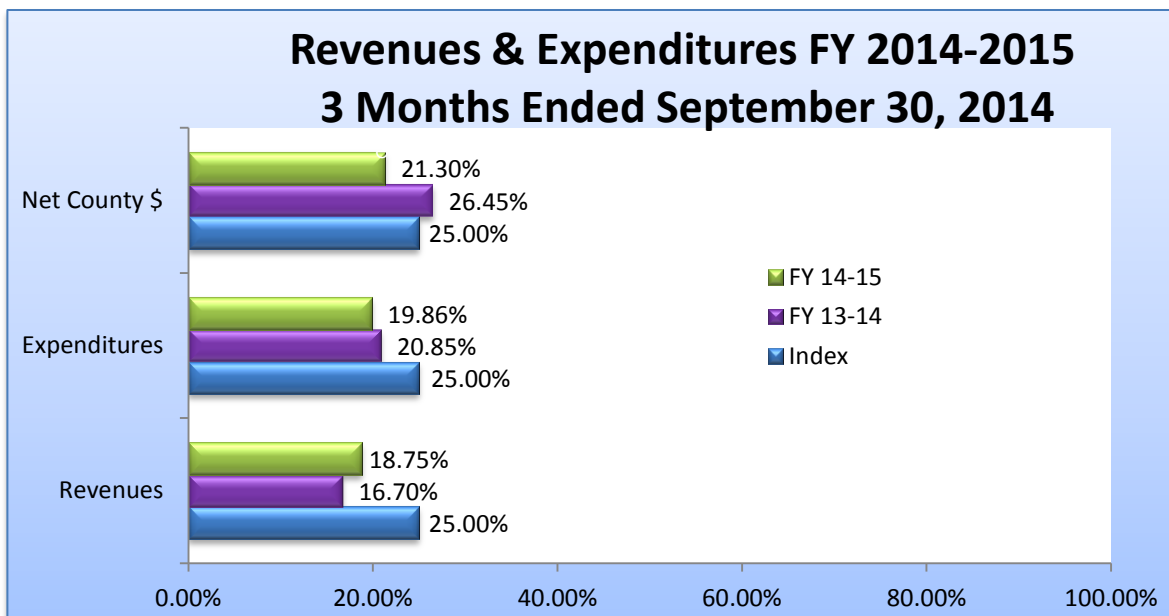


Personal Health Services

Care Coordination for Children (CC4C)

Services	1 st Qtr. 13/14	1 st Qtr. 14/15	<p>CC4C Contacts: number of contacts with families either by phone, home visits or contacts with someone in the community on their behalf</p> <p>CC4C Clients Receiving Services: total number of children served for the quarter, unduplicated</p> <p>In Home Counseling – Service Contacts: number of face-to-face contacts for family therapy.</p>
CC4C Contacts	2,255	1,319	
CC4C -Clients Receiving Services	645	469	
In-Home Counseling/Home Visits	55	58	

Financial Report



Revenues and Expenditures FY 2014-2015 - 3 Months Ended September			
	Index	FY 14-15	FY 13-14
Revenues	25.00%	18.75%	16.70%
Expenditures	25.00%	19.86%	20.85%
Net County \$	25.00%	21.30%	26.45%