

New Hanover County Health Department



Third Quarter Report January - March, 2013

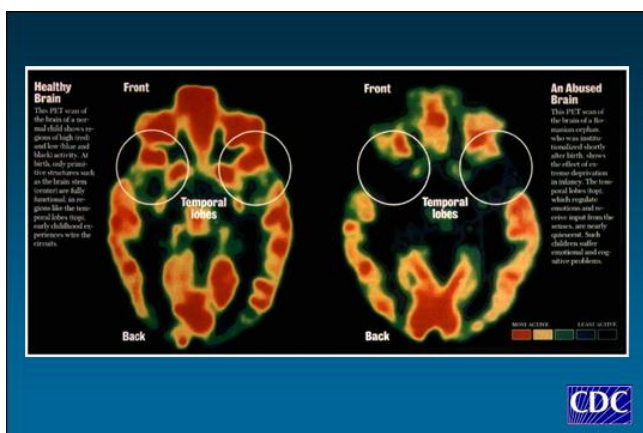
Early Childhood Mental Health

All children deserve strong families

Healthy social and emotional development provides the foundation for success in school, relationships and life. Through loving relationships with parents and caregivers, children learn the skills necessary to establish and maintain healthy relationships, identify and understand their feelings, develop empathy for others, manage impulses and regulate behavior, develop confidence, resolve conflict and endure challenges. The New Hanover County Health Department **offers** in-home counseling to children, age birth to five years, and their families. This Early Intervention Collaboration Project (EICP), with Family Support Network, addresses social - emotional development, attachment, cognitive development, and behavior. Our referrals come from a variety of sources including private providers, therapists, the Department of Social Services, and the Children's Developmental Services Agency.

Child maltreatment interferes with healthy brain development, intellectual functioning and social-emotional functioning. At the state level the NC Institute of Medicine has identified Public Health as uniquely positioned to effectively advance child maltreatment prevention. The groundbreaking ACE study established a link between childhood experiences and later adult health outcomes. Adverse childhood experiences (ACEs) have been connected to multiple poor health outcomes. According to the NC Infant Mental Health Association, research indicates that a child's quality of life and the contributions he or she will make to society can be traced back to the first few years of life (the first 2000 days). Through our program, we can have a positive impact on those first 2000 days.

The graphic below shows a healthy brain compared to the brain of an abused child. The healthy brain shows high levels of activity (red) in the temporal lobes. The abused brain shows little to no activity in the same region. The temporal lobes regulate emotions and receive input from the senses. In regions like the temporal lobes, early childhood experiences "wire the circuits."



130 years of
Public Health Service



2029 South 17th Street
Wilmington, NC 28401
(910) 798-6500

www.nhcgov.com/health
www.facebook.com/NHCHealth
www.twitter.com/NHCHealth

Board of Health

Virginia W. Adams, PhD
Chair

Robert E. Lewis
Vice-Chair

Beth Dawson
County Commissioner

Brian Ensign
Engineer

Melody S. Evans, DVM
Veterinarian Member

Michael E. Goins, OD
Optometrist Member

Zachery Mitcham
Public Member

Linda Robbins
Public Member

Robert J. Schiffel, DDS
Dentist Member

Robert M. Shakar, Jr., MD
Physician Member

Kim Thrasher Horne, PharmD,
BCBS, FCCP, CPP
Pharmacist Member

Health Director
David E. Rice, MPH, MA

Multiple success stories have already developed as a result of this program. One teen mother credits the program with her ability to help control her anger and prevent it from being misdirected at her daughter, thus improving the safety of the child's home life as well as improving the interaction between this mother and her daughter.



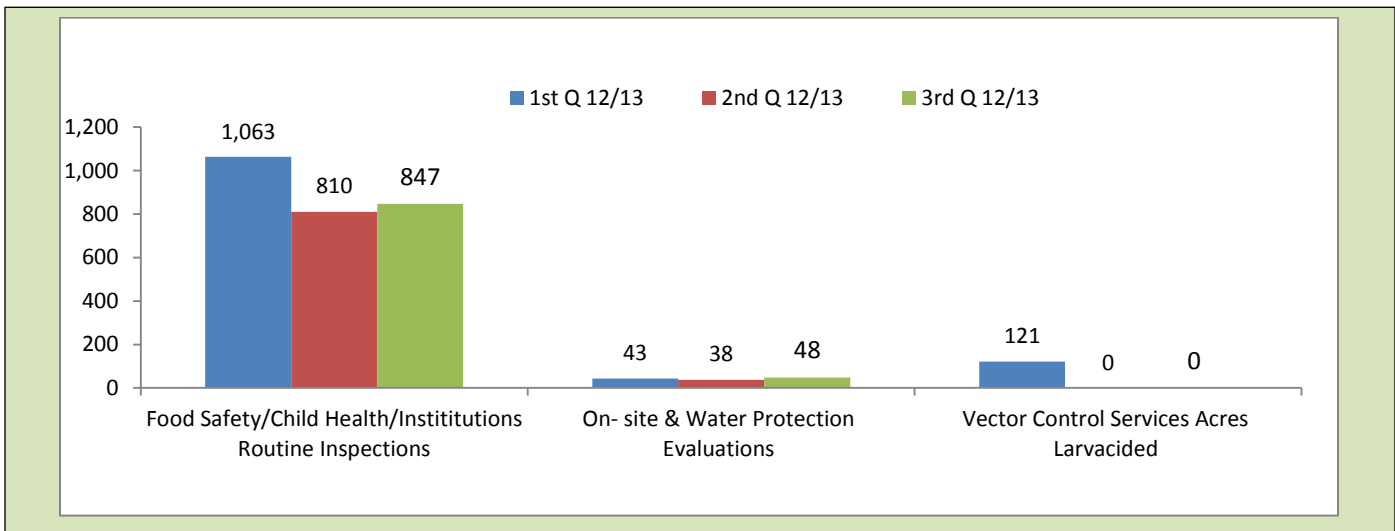
New Hanover County Health Department Fast Facts

- *The oldest health department in North Carolina*
- *The first health department to become accredited in Southeastern NC*
- *In 2014 we will expand at our current location, adding more than 16,000 square feet of space allowing us to better serve New Hanover County citizens*

Our mission is to promote a safe and healthy community

Our vision is healthy people living in a safe environment to sustain a strong community focused on prevention and wellness

Environmental Health Services



Vital Statistics

	1 st Q 12/13	2 nd Q 12/13	3 rd Q 12/13
Births	1,051	1,014	1,005
Deaths	581	637	655

Personal Health Services

Clinic Services

Services	1 st Q 12/14	2 nd Q 12/13	3 rd Q 12/13
Child Health Visits	71	44	12
*STD Visits	1,107	983	933
Family Planning Visits	943	782	840
*BCCCP Clients	38	49	60
Limited Physicals (Adults & Children)	206	79	82
*TB Skin Test Read	944	507	574
Travel Clinic Visits	107	102	104
Immunizations 0 to 18 years	1,719	1,884	881
Immunizations 19 and > years	2,844	4,535	2,021
Refugee Health Clients	18	9	21

*STD- Sexually Transmitted Disease

*BCCCP- Breast & Cervical Cancer Control Program

*TB- Tuberculosis

Lab Services

	1 st Q 12/13	2 nd Q 12/13	3 rd Q 12/13
In House Procedures			
Gonorrhea Cultures	591	437	455
Hematology	1406	1295	1183
Pregnancy Testing	445	431	405
Syphilis Screening	972	1122	954
Urinalysis	150	142	134
Water Bacteriology	83	108	54
Referral Procedures			
Chlamydia / Gonorrhea	777	776	735
HIV	931	1040	988
Lead	395	373	375
Pap Smears	317	334	345

Samples may include blood, urine, or other bodily fluid.

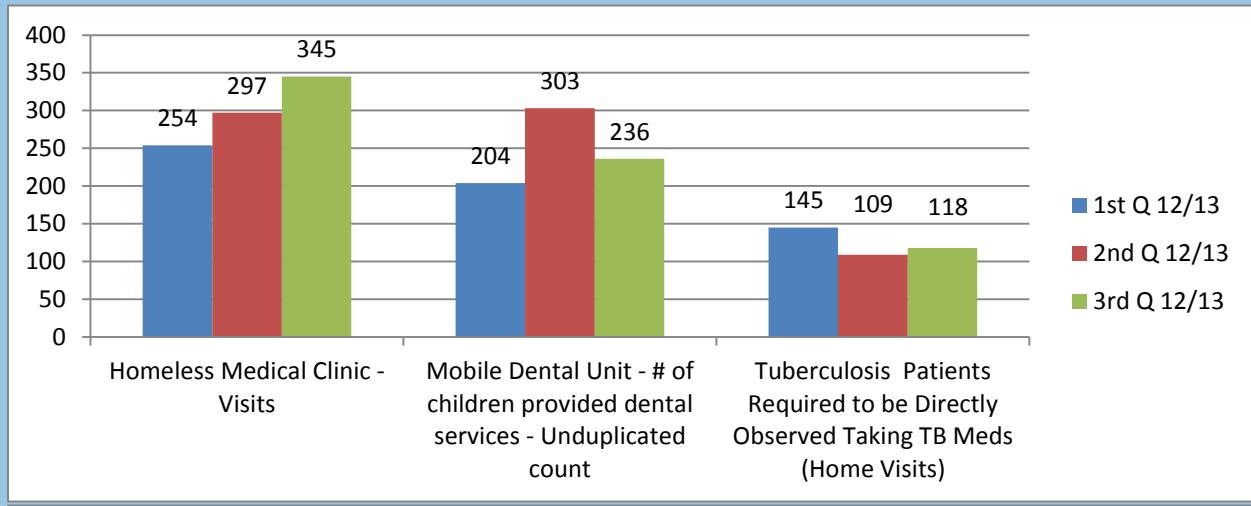
*Water Bacteriology tests are samples from wells.

Reportable Diseases

Disease	1 st Q 12/13	2 nd Q 12/13	3 rd Q 12/13
Campylobacter	11	5	5
Chlamydia	233	179	197
Cryptosporidiosis	0	1	0
Foodborne, other	4	0	0
Gonorrhea	59	35	66
Haemophilus Influenzae	0	1	0
Hepatitis B, Acute	1	0	0
Hepatitis B, Carrier	3	5	5
HIV Infection	0	0	0
Legionellosis	0	0	0
Lyme Disease	0	0	1
Non-Gonococcal Urethritis	45	50	60
Rocky Mount Spotted Fever	5	1	0
Salmonella	44	27	9
Shigella	3	0	0
Streptococcal-Group A Invasive	0	1	2
Syphilis	0	0	0
Vibrio	0	0	0

Personal Health Services

Community Health



Nutrition

Services	1st Q 12/13	2nd Q 12/13	3rd Q 12/13
*WIC Nutrition Visits	2,795	2,794	2,790
General Nutrition Visits	48	53	70
New Clients in Breastfeeding Peer Counseling	84	131	77
New Clients in *DERP	8	2	10

*WIC- Supplemental Nutrition Program for Women, Infants, and Children providing nutritious food, nutrition education, and breastfeeding support for pregnant and postpartum women and infants and children up to age 5 years who qualify for the program.

*DERP- Diabetes Education Recognition Program: 10 hours of diabetes self-management education classes provided by a registered dietitian and/or registered nurse.

Maternal Health

Pregnancy Care Management: Case management and home visiting for pregnant women.

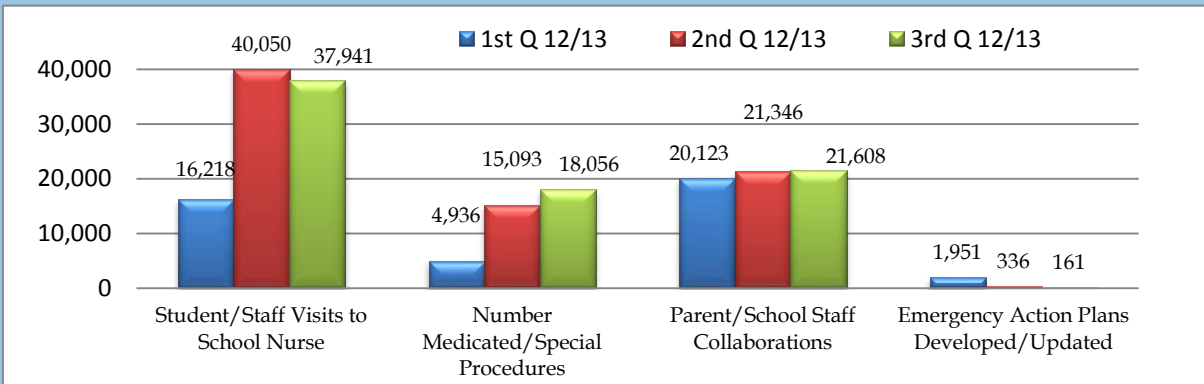
Postpartum/Newborn Home Visits: Home visits for new moms and babies discharged, recommended within 2 weeks, upon discharge from the hospital.

Health and Behavior Interventions: Counseling services for high risk pregnant women.

Services	1st Q 12/13	2nd Q 12/13	3rd Q 12/13
Pregnancy Care Management Enrolled	572	658	774
Postpartum/Newborn Home Visits	70	109	100
Health & Behavior Counseling Contacts	37	38	37

Personal Health Services

School Health



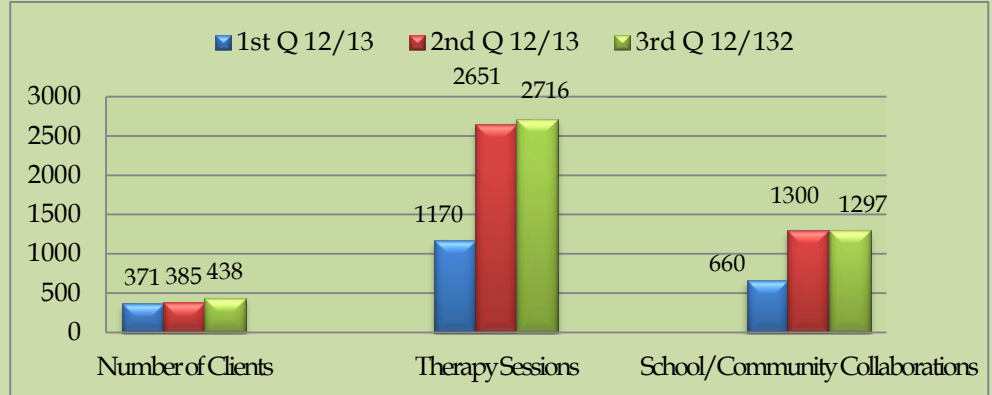
Visits to school nurse include health concerns, vision screenings, first aid, medication administration, special procedures (glucose checks for diabetics, urinary catheterizations, etc.).

Collaborations include phone calls or letters/notes to parents, updates to staff on particular health issues, referrals for follow-up health care, and phone calls to physician offices concerning a student.

Emergency Action Plans are plans that are created and put into place for students with health concerns in the event the student has an emergency while at school.

School Mental Health

School Mental Health provides psychotherapy services (individual, family and group therapy) to children/adolescents and their families in 15 elementary and middle schools in New Hanover County.



Care Coordination for Children (CC4C)

Services	1st Q 12/13	2nd Q 12/13	3rd Q 12/13
Contacts	1,072	1,182	1,582
Clients Receiving Services	321	303	412
Home Visits	75	65	70

CC4C Contacts: number of contacts with families either by phone, home visits or contacts with someone in the community on their behalf.

Clients Receiving Services: total number of children served for the quarter, unduplicated.

Home Visits: number of face-to-face contacts for family therapy.

**New Hanover County Health Department
Revenue and Expenditure Summaries March FY 2012-2013**

Cumulative: 75% Month 9 of 12

Revenues

Type of Revenue	Budgeted Amount	Revenue Earned	Balance Remaining	%	Budgeted Amount	Revenue Earned	Balance Remaining	%
Federal & State	\$ 2,030,756	\$ 1,226,603	\$ 804,153	60.40%	\$ 2,146,783	\$ 1,818,491	\$ 328,292	84.71%
AC Fees	\$ -	\$ -	\$ -	0.00%	\$ 679,000	\$ 538,143	\$ 140,857	79.26%
Medicaid	\$ 436,136	\$ 302,373	\$ 133,763	69.33%	\$ 470,200	\$ 295,144	\$ 175,056	62.77%
Medicaid - PCM/CC4C/FCS	\$ 590,218	\$ 513,833	\$ 76,385	87.06%	\$ 645,506	\$ 447,673	\$ 197,833	69.35%
Medicaid Max	\$ -	\$ -	\$ -	0.00%	\$ 80,000	\$ -	\$ 80,000	0.00%
EH Fees	\$ 280,500	\$ 127,918	\$ 152,582	45.60%	\$ 265,000	\$ 127,380	\$ 137,620	48.07%
Health Fees	\$ 1,034,403	\$ 932,247	\$ 102,156	90.12%	\$ 980,592	\$ 724,679	\$ 255,913	73.90%
Health Choice	\$ 24,000	\$ 15,480	\$ 8,520	64.50%	\$ 24,000	\$ 20,039	\$ 3,961	83.50%
Other	\$ 5,497,526	\$ 4,808,200	\$ 689,326	87.46%	\$ 2,717,929	\$ 2,074,927	\$ 643,002	76.34%
Total	\$ 9,893,539	\$ 7,926,655	\$ 1,966,884	80.12%	\$ 8,009,010	\$ 6,046,476	\$ 1,962,534	75.50%

Expenditures

Type of Expenditure	Budgeted Amount	Expended Amount	Balance Remaining	%	Budgeted Amount	Expended Amount	Balance Remaining	%
Salary & Fringe	\$ 10,976,147	\$ 7,597,035	\$ 3,379,112	69.21%	\$ 12,315,925	\$ 8,326,503	\$ 3,989,422	67.61%
Operating	\$ 1,958,362	\$ 1,182,566	\$ 775,796	60.39%	\$ 2,358,184	\$ 1,262,039	\$ 1,096,145	53.52%
Capital Outlay	\$ 2,715,254	\$ 2,715,254	\$ -	100.00%	\$ 81,495	\$ 46,140	\$ 35,355	56.62%
Total	\$ 15,649,763	\$ 11,494,855	\$ 4,154,907	73.45%	\$ 14,755,604	\$ 9,634,682	\$ 5,120,922	65.30%

Summary

	Budgeted FY 12-13	Actual YTD FY 12-13	%
Expenditures	\$ 15,649,763	\$ 11,494,855	73.45%
Revenue	\$ 9,893,539	\$ 7,926,655	80.12%
Net County \$\$	\$ 5,756,224	\$ 3,568,201	61.99%

