

# New Hanover County Health Department



## *First Quarter Report* *July 1 – September 30, 2012*

At the New Hanover County Board of Health's August 2012 meeting a brief presentation was given by Joshua Swift, Deputy Health Director, and Carla Turner, Personal Health Services Manager, on the Affordable Care Act (ACA) and its impact on Public Health. The following is a short narrative describing the key points of the ACA which was enacted on March 23, 2010. By the time it is fully implemented (2014), 32 million people are expected to gain health insurance coverage. The acts various components are being implemented over a four year time frame from 2010 to 2014. In September 2010, new private health insurance plans were required to address pre-existing conditions in children, cancellation of coverage for illness, lifetime caps, preventive care fully covered and dependent coverage up to 26 years of age. Medicare payments to hospitals, home health, nursing homes and hospice were also reduced.

The effects on public health will not be fully realized until Implementation of mandates in 2014. Medicaid income eligibility will expand and additional funding will be available for the Children's Health Insurance Program (CHIP) for two years. Individual insurance mandate and penalties will also begin in 2014. Insurance companies will be barred from: denying coverage for pre-existing conditions; charging higher fees based on gender; and imposing annual limits on coverage. Health Insurance exchanges will be established. The good news for Public Health is that we will see an expansion of public health services and prevention. There will be more transparency by insurance companies and more protections for health plan members. We expect to see an increase in the number of clients who have Medicaid and other health insurance. We will continue to maintain and enhance our role as health data and in formation experts for the community.



For more information on the Affordable Care Act, go to  
[www.healthcare.gov](http://www.healthcare.gov).

*130 years of  
Public Health Service*



*2029 South 17<sup>th</sup> Street  
Wilmington, NC 28401  
(910) 798-6500*

*[www.nhcgov.com/health](http://www.nhcgov.com/health)  
[www.facebook.com/NHCHHealth](http://www.facebook.com/NHCHHealth)  
[www.twitter.com/NHCHHealth](http://www.twitter.com/NHCHHealth)*

## **Board of Health**

*Michael E. Goins, OD*  
*Chair*

*Virginia W. Adams, PhD*  
*Vice-Chair*

*Richard G. Catlin*  
*County Commissioner*

*Donald P. Blake*  
*Public Member*

*Melody S. Evans, DVM*  
*Veterinarian Member*

*Robert E. Lewis*  
*Public Member*

*Kim Thrasher, PharmD, BCBS,  
FCCP, CPP*  
*Pharmacist Member*

*Robert J. Schiffel, DDS*  
*Dentist Member*

*Robert M. Shakar, Jr., MD*  
*Physician Member*

*C. Benjamin Spradley*  
*Public Member*

## **Health Director**

*David E. Rice, MPH, MA*

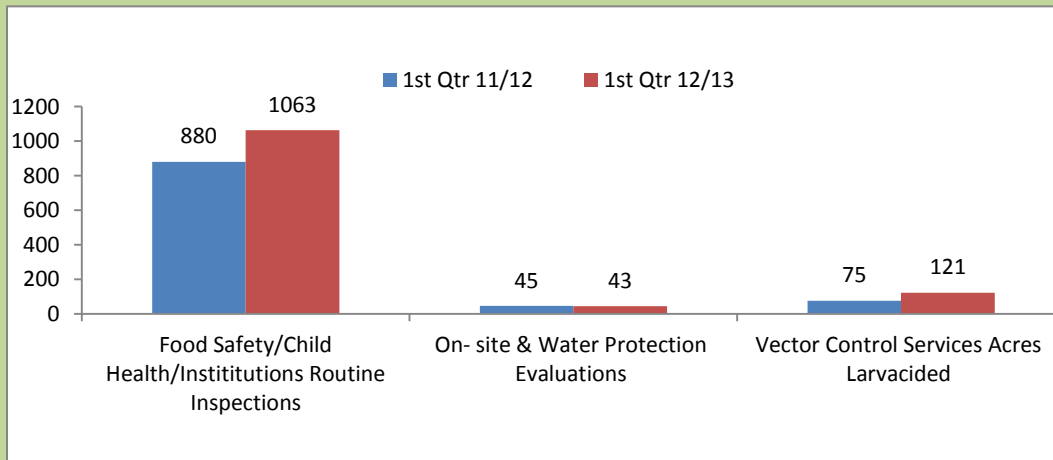
# New Hanover County Health Department

*The vision of the New Hanover County Health Department is Healthy people living in a safe environment to sustain a strong community focused on prevention and wellness.  
Healthy People. Safe Environment. Strong Community.*



*The mission of the New Hanover County Health Department is to promote a safe and healthy community.*

## Environmental Health Services



## Vital Statistics

|        | 1 <sup>st</sup> Q 11/12 | 1 <sup>st</sup> Q 12/13 |
|--------|-------------------------|-------------------------|
| Births | 1,080                   | 1,051                   |
| Deaths | 564                     | 581                     |

# Personal Health Services

## Clinic Services

| Services                              | 1st Q 11/12 | 1st Q 12/13  |
|---------------------------------------|-------------|--------------|
| Child Health Visits                   | 61          | <b>71</b>    |
| *STD Visits                           | 1,084       | <b>1,107</b> |
| Family Planning Visits                | 960         | <b>943</b>   |
| *BCCCP Clients                        | 30          | <b>38</b>    |
| Limited Physicals (Adults & Children) | 128         | <b>206</b>   |
| *TB Skin Test Read                    | 1,069       | <b>944</b>   |
| Travel Clinic Visits                  | 107         | <b>107</b>   |
| Immunizations 0 to 18 years           | 1,461       | <b>1,719</b> |
| Immunizations 19 and > years          | 1,660       | <b>2,844</b> |
| Refugee Health Clients                | 31          | <b>18</b>    |

\*STD- Sexually Transmitted Disease

\*BCCCP- Breast and Cervical Cancer Control Program

\*TB- Tuberculosis

## Lab Services

|                            | 1st Q 11/12 | 1st Q 12/13 |
|----------------------------|-------------|-------------|
| <b>In House Procedures</b> |             |             |
| Gonorrhea Cultures         | 591         | <b>830</b>  |
| Hematology                 | 1406        | <b>1480</b> |
| Pregnancy Testing          | 445         | <b>499</b>  |
| Syphilis Screening         | 972         | <b>900</b>  |
| Urinalysis                 | 150         | <b>128</b>  |
| Water Bacteriology         | 83          | <b>60</b>   |
| <b>Referral Procedures</b> |             |             |
| Chlamydia / Gonorrhea      | 777         | <b>349</b>  |
| HIV                        | 931         | <b>878</b>  |
| Lead                       | 395         | <b>597</b>  |
| Pap Smears                 | 317         | <b>238</b>  |

Samples may include blood, urine or other body fluid.

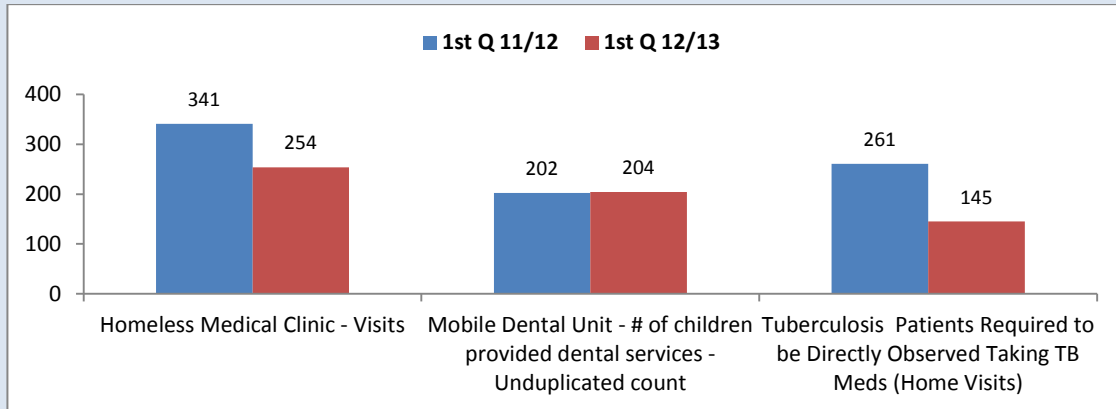
\*Water Bacteriology tests are samples from wells.

## Reportable Diseases

| Disease                        | 1st Q 12/13 |
|--------------------------------|-------------|
| Campylobacter                  | 4           |
| Chlamydia                      | 243         |
| Cryptosporidiosis              | 1           |
| Foodborne, other               | 1           |
| Gonorrhea                      | 70          |
| Haemophilus Influenzae         | 1           |
| Hepatitis B, Acute             | 1           |
| Hepatitis B, Carrier           | 5           |
| HIV Infection                  | 4           |
| Legionellosis                  | 1           |
| Lyme Disease                   | 1           |
| Non-Gonococcal Urethritis      | 68          |
| Rocky Mount Spotted Fever      | 2           |
| Salmonella                     | 63          |
| Shigella                       | 5           |
| Streptococcal-Group A Invasive | 1           |
| Syphilis                       | 3           |
| Vibrio                         | 1           |

# Personal Health Services

## Community Health



## Nutrition

| Services                                     | 1st Q 11/12 | 1st Q 12/13 |
|--|-------------|-------------|
| *WIC Nutrition Visits                        | 3,051       | 2,795       |
| General Nutrition Visits                     | 48          | 48          |
| New Clients in Breastfeeding Peer Counseling | 50          | 84          |
| New Clients in *DERP                         | 14          | 8           |

**\*WIC-** Supplemental Nutrition Program for Women, Infants, and Children providing nutritious food, nutrition education, and breastfeeding support for pregnant and postpartum women and infants and children up to age 5 years who qualify for the program.

**\*DERP- Diabetes Education Recognition Program:** 10 hours of diabetes self-management education classes provided by a registered dietitian and/or registered nurse.

## Maternal Health

**Pregnancy Care Management:** Case management and home visiting for pregnant women.

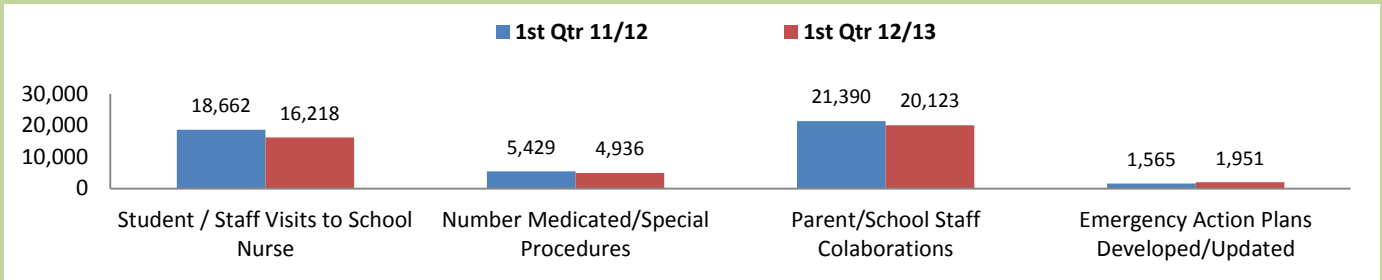
**Postpartum/Newborn Home Visits:** Home visits for new moms and babies discharged, recommended within 2 weeks, upon discharge from the hospital.

**Health and Behavior Interventions:** Counseling services for high risk pregnant women.

| Services                              | 1st Q 11/12 | 1st Q 12/13 |
|---------------------------------------|-------------|-------------|
| Pregnancy Care Management Enrolled    | 581         | 572         |
| Postpartum/Newborn Home Visits        | 70          | 70          |
| Health & Behavior Counseling Contacts | 26          | 37          |

# Personal Health Services

## School Health



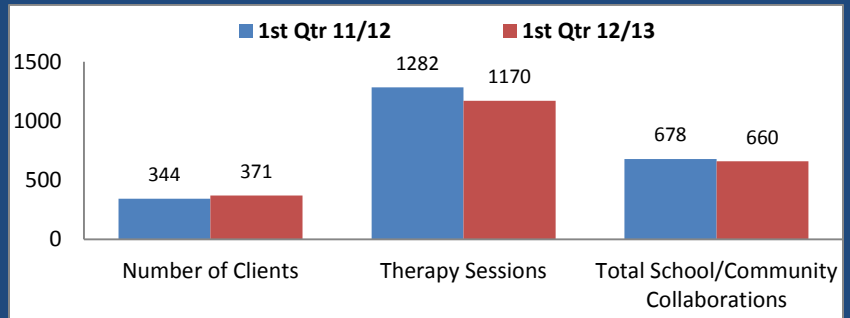
**Visits to school nurse** include health concerns, vision screenings, first aid, medication administration, special procedures (glucose checks for diabetics, urinary catheterizations, etc.)

**Collaborations** include phone calls or letters/notes to parents, updates to staff on particular health issues, referrals for follow-up health care, and phone calls to physician offices concerning a student

**Emergency Action Plans** are plans that are created and put into place for students with health concerns in the event the student has an emergency while at school

## School Mental Health

School Mental Health provides psychotherapy services (individual, family, and group therapy) to children/adolescents and their families in fifteen elementary and middle schools in New Hanover County.



## Care Coordination for Children (CC4C)

| Services                         | 1st Q 11/12 | 1st Q 12/13 |
|----------------------------------|-------------|-------------|
| CC4C Contacts                    | 789         | 1,072       |
| CC4C -Clients Receiving Services | 269         | 321         |
| In-Home Counseling/Home Visits   | 67          | 75          |

**CC4C Contacts:** number of contacts with families either by phone, home visits or contacts with someone in the community on their behalf

**CC4C Clients Receiving Services:** total number of children served for the quarter, unduplicated

**In Home Counseling – Service Contacts:** number of face-to-face contacts for family therapy

**New Hanover County Health Department**  
**Revenue and Expenditure Summaries for September FY 2012-2013**

Cumulative: 25.00%                      Month 3 of 12

**Revenues**

| Type of Revenue        | Current Year        |                     |                     |               | Prior Year          |                     |                     |               |
|------------------------|---------------------|---------------------|---------------------|---------------|---------------------|---------------------|---------------------|---------------|
|                        | Budgeted Amount     | Revenue Earned      | Balance Remaining   | %             | Budgeted Amount     | Revenue Earned      | Balance Remaining   | %             |
| Federal & State        | \$ 2,010,033        | \$ 303,777          | \$ 1,706,256        | 15.11%        | \$ 2,115,598        | \$ 638,540          | \$ 1,477,058        | 30.18%        |
| AC Fees                | \$ -                | \$ (13,768)         | \$ 13,768           |               | \$ 679,000          | \$ 156,821          | \$ 522,179          | 23.10%        |
| Medicaid               | \$ 436,136          | \$ (98)             | \$ 436,234          | -0.02%        | \$ 470,200          | \$ 48,113           | \$ 422,087          | 10.23%        |
| Medicaid - PCMCC4C/FCS | \$ 590,218          | \$ 185,704          | \$ 404,514          | 31.46%        | \$ 606,210          | \$ 89,707           | \$ 516,503          | 14.80%        |
| Medicaid Max           | \$ -                | \$ -                | \$ -                | 0.00%         | \$ 80,000           | \$ -                | \$ 80,000           | 0.00%         |
| EH Fees                | \$ 280,500          | \$ 26,436           | \$ 254,064          | 9.42%         | \$ 265,000          | \$ 28,455           | \$ 236,545          | 10.74%        |
| Health Fees            | \$ 1,034,403        | \$ 222,333          | \$ 812,070          | 21.49%        | \$ 981,773          | \$ 201,678          | \$ 780,095          | 20.54%        |
| Health Choice          | \$ 24,000           | \$ -                | \$ 24,000           | 0.00%         | \$ 24,000           | \$ 5,340            | \$ 18,660           | 22.25%        |
| Other                  | \$ 2,782,272        | \$ 442,797          | \$ 2,339,475        | 15.91%        | \$ 2,637,229        | \$ 451,156          | \$ 2,186,073        | 17.11%        |
| <b>Total</b>           | <b>\$ 7,157,562</b> | <b>\$ 1,167,181</b> | <b>\$ 5,990,381</b> | <b>16.31%</b> | <b>\$ 7,859,010</b> | <b>\$ 1,619,810</b> | <b>\$ 6,239,200</b> | <b>20.61%</b> |

**Expenditures**

| Type of Expenditure | Current Year         |                     |                      |               | Prior Year           |                     |                      |               |
|---------------------|----------------------|---------------------|----------------------|---------------|----------------------|---------------------|----------------------|---------------|
|                     | Budgeted Amount      | Expended Amount     | Balance Remaining    | %             | Budgeted Amount      | Expended Amount     | Balance Remaining    | %             |
| Salary & Fringe     | \$ 11,074,751        | \$ 2,255,894        | \$ 8,818,857         | 20.37%        | \$ 12,322,770        | \$ 2,505,017        | \$ 9,817,753         | 20.33%        |
| Operating           | \$ 1,869,035         | \$ 494,081          | \$ 1,374,954         | 26.44%        | \$ 2,221,339         | \$ 496,363          | \$ 1,724,976         | 22.35%        |
| Capital Outlay      | \$ 5,000             | \$ -                | \$ 5,000             | 0.00%         | \$ 61,495            | \$ 21,954           | \$ 39,541            | 35.70%        |
| <b>Total</b>        | <b>\$ 12,948,786</b> | <b>\$ 2,749,974</b> | <b>\$ 10,198,812</b> | <b>21.24%</b> | <b>\$ 14,605,604</b> | <b>\$ 3,023,334</b> | <b>\$ 11,582,270</b> | <b>20.70%</b> |

**Summary**

|                        | Budgeted FY 12-13   | Actual YTD FY 12-13 | %             |
|------------------------|---------------------|---------------------|---------------|
| Expenditures           | \$ 12,948,786       | \$ 2,749,974        | 21.24%        |
| Revenue                | \$ 7,157,562        | \$ 1,167,181        | 16.31%        |
| <b>Net County \$\$</b> | <b>\$ 5,791,224</b> | <b>\$ 1,582,793</b> | <b>27.33%</b> |