

New Hanover County Health Department



Third Quarter Report January 1, 2017 – March 31, 2017

Wells Fargo Golf Tournament May 4 – 7, 2017

Since spring 2015, the name “Wells Fargo” in conversations among Environmental Health Specialists wasn’t spoken in reference to financial matters, but in reference to temporary food establishments bringing large crowds to the area. The idea of Wilmington and Eagle Point Golf Club being the alternate host for the 2017 Wells Fargo Golf Championship compelled the Environmental Health team to begin early preparation to examine potential scenarios for the large event.

Jeff Suggs, Environmental Health Program Specialist, assisted with the 2015 US Open in Pinehurst in preparation for the event in Wilmington. This experience in assisting Moore County Health Department and NCDHHS staff with assuring food safety and sanitation of the event proved extremely valuable.

Coverage of the event with existing environmental health staff was an early consideration since May is the busiest month of the year due to the opening and staff inspections of public swimming pools. Thankfully, we had the voluntary assistance of three regional Environmental Health Specialists along with their leadership from the state Food Protection and Facilities Branch to assist with the event.

Activities preceding the professional’s tournament made it an eleven-day commitment of staff time beginning with inspection and permitting of the commissary at the campus of Northside Baptist Church. Surveillance activities were conducted daily with two teams making inspections at the Eagle Point site and a third team stationed at the commissary throughout its operation. Nineteen additional temporary food establishment inspections and permits were issued with 18 staff spending a total of 450 hours on this tournament.



**Over 135 years of
Public Health Service**



**2029 South 17th Street
Wilmington, NC 28401
(910) 798-6500**

health.nhcgov.com

www.facebook.com/NHCHealth

www.twitter.com/NHCHealth

Board of Health

**Stephanie D. Smith, PhD, RN
Chair**

**Robert J. Schiffel, DDS
Vice-Chair**

**James C. Barker
Public Member**

**Melody S. Evans, DVM
Veterinarian Member**

**Kim Thrasher Horne,
PharmD, BCPS, FCCP, CPP
Pharmacist Member**

**Amy McLane
Engineer Member**

**Mark W. Morgan, MD
Physician Member**

**Linda (Candy) Robbins
Public Member**

**Dr. LeShonda Wallace
PhD, FNP-BC
Public Member**

**Edward Weaver, Jr., OD
Optometrist**

**Rob Zapple
County Commissioner**

**Health Director
Phillip E. Tarte, MHA**

“Healthy People, Safe Environment, Strong Community”



Our mission is to promote a safe and healthy community

Our vision is healthy people living in a safe environment to sustain a strong community focused on prevention and wellness

Health Programs Administration

Environmental Health Services

Services	3 rd Qtr. 15/16	3 rd Qtr. 16/17
Total Establishment/Facility Inspections	1785	1805
Re-Inspections (to inspect more than once)	13	8
Permits Issued	182	65
Public Festival Permits/Temporary Food Establishments	75	60
Compliance, Complaint and Consultative visits	144	57
Swimming Pool Inspections (Public pools/ spa)	13	11
Water Samples Collected (Bacteriological and Other)	96	93
Customer Service Requests for Vector Control	19	6
Spraying-Man Hours	0	0
Acres Larvacided	13.82	4.51
Mosquito Light Trap Totals	5205	951

Health Promotion

Services	3 rd Qtr. 15/16	3 rd Qtr. 16/17	Trained health educators give community presentations and provide programs on various subjects (sexual health, nutrition, stress, injuries, tobacco etc.) for free. Health promotion outreach events are conducted at various locations such as churches, schools, worksites, community centers and county buildings by request.
Outreach Events	30	21	
People Educated	467	878	
HIV Tests Completed	170	126	
Condoms Distributed	2593	2730	
Car Seats Distributed	10	7	
Car Seats Checked	12	17	

Personal Health Services

Clinic Services

Services	3rd Qtr. 15/16	3rd Qtr. 16/17
Child Health Visits	22	38
STD visits	772	781
Family Planning Visits	643	536
BCCCP Clients	31	67
TB Skin Test Read	430	479
Travel Clinic Visits	77	187
Clients Receiving Immunizations; Ages 0-18 years	708	735
Clients Receiving Immunizations; Ages 19+	1281	1187
Refugee Health Clients (Unduplicated)	3	0

STD- Sexually Transmitted Disease **BCCCP**- Breast and Cervical Cancer Control Program **TB**- Tuberculosis

Lab Services

	3 rd Qtr. 15/16	3 rd Qtr. 16/17
In House Procedures		
Gonorrhea Cultures	544	801
Hematology	1195	1159
Pregnancy Testing	348	382
Syphilis Screening	742	902
Urinalysis	43	43
Water Bacteriology	49	50
Lead	407	335
Referral Procedures		
Chlamydia / Gonorrhea	503	529
HIV	802	885
Pap Smears	181	143

Samples may include blood, urine, or other bodily fluid. Water Bacteriology tests are samples from

Reportable Diseases

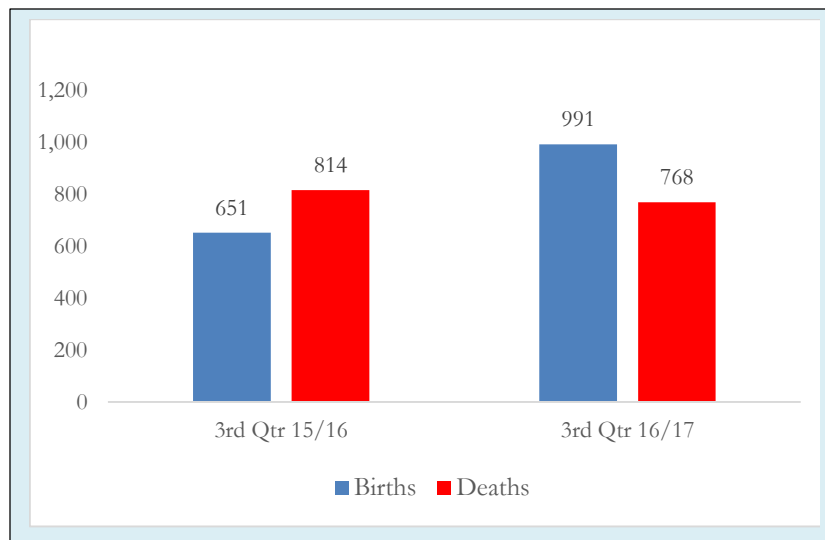
	3 rd Qtr. 15/16	3 rd Qtr. 16/17
Campylobacter	8	4
Chlamydia	130	359
Cryptosporidiosis	0	1
Dengue Fever	0	0
E. Coli shiga toxin producing	2	1
Ebola Monitoring	0	0
Foodborne, other	0	0
Gonorrhea	41	109
Hepatitis B, Acute	0	0
Hepatitis B, Carrier	7	7
Hepatitis C, Acute	1	2
Influenza-like Illness Outbreak	0	50
Legionellosis	0	0
Lyme Disease	0	1
Nongonococcal Urethritis (NGU)	58	112
Norovirus Outbreak/Noro-like Illness	40	130
Pertussis (Whooping Cough)	1	1
Rocky Mount Spotted Fever	0	0
Salmonella	9	16
Shigella	1	2
Streptococcal-Group A Invasive	3	3
Syphilis	8	11
Vibrio	0	0

Personal Health Services

Community Health

Services	3 rd Qtr. 15/16	3 rd Qtr. 16/17
Homeless Medical Clinic - Visits	262	186
Mobile Dental Unit - # of children provided dental services - Unduplicated count	283	263
Home Visits for TB Related Services-Unduplicated count	197	251
TB-Tuberculosis		

Vital Statistics



Nutrition

WIC- Supplemental Nutrition Program for Women, Infants, and Children providing nutritious food, nutrition education, and breastfeeding support for pregnant and postpartum women and infants and children up to age 5 years who qualify for the program.	Services	3 rd Qtr. 15/16	3 rd Qtr. 16/17
	WIC Nutrition Visits	2854	2886
	Value of WIC Food Instruments Redeemed	\$642,159	\$623,228
	General Nutrition Visits	100	107
	New Clients in Breastfeeding Peer Counseling	25	58

Personal Health Services

Maternal Health

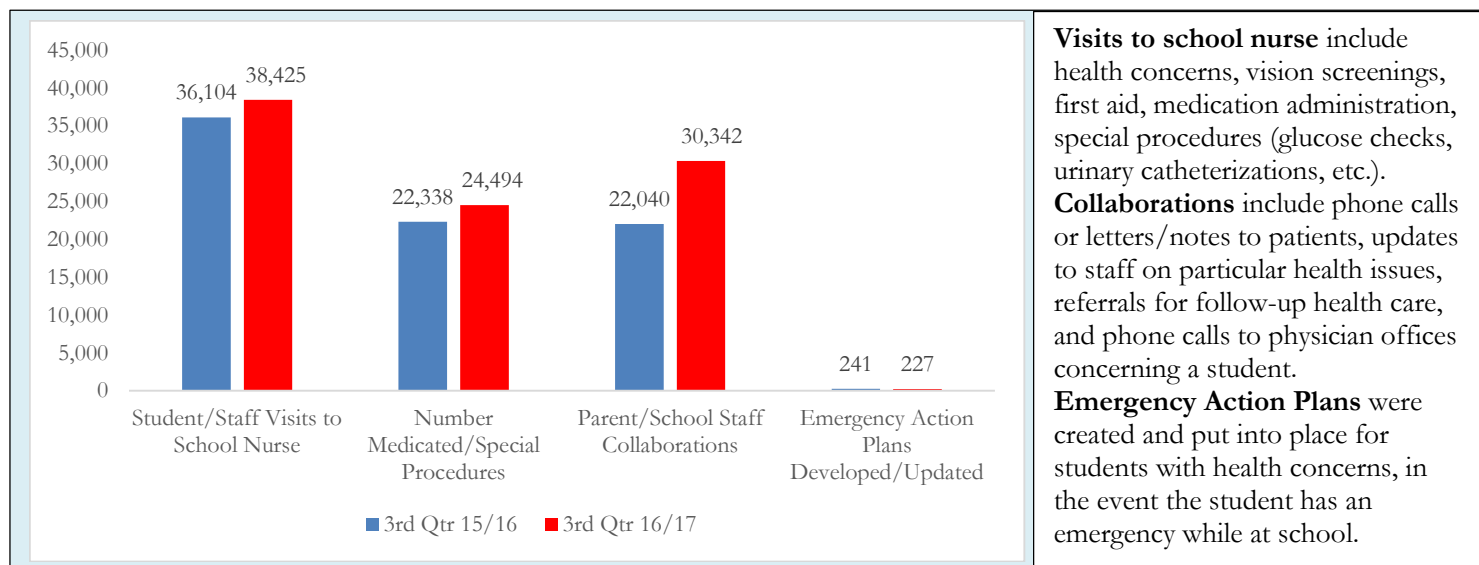
Services	3 rd Qtr. 15/16	3 rd Qtr. 16/17
Pregnancy Care Management Enrolled	488	448
Diabetic Teaching	7	13
Postpartum/Newborn Home Visits	56	49
Health & Behavior Interventions	23	40

Pregnancy Care Management: Case management and home visiting for pregnant women.

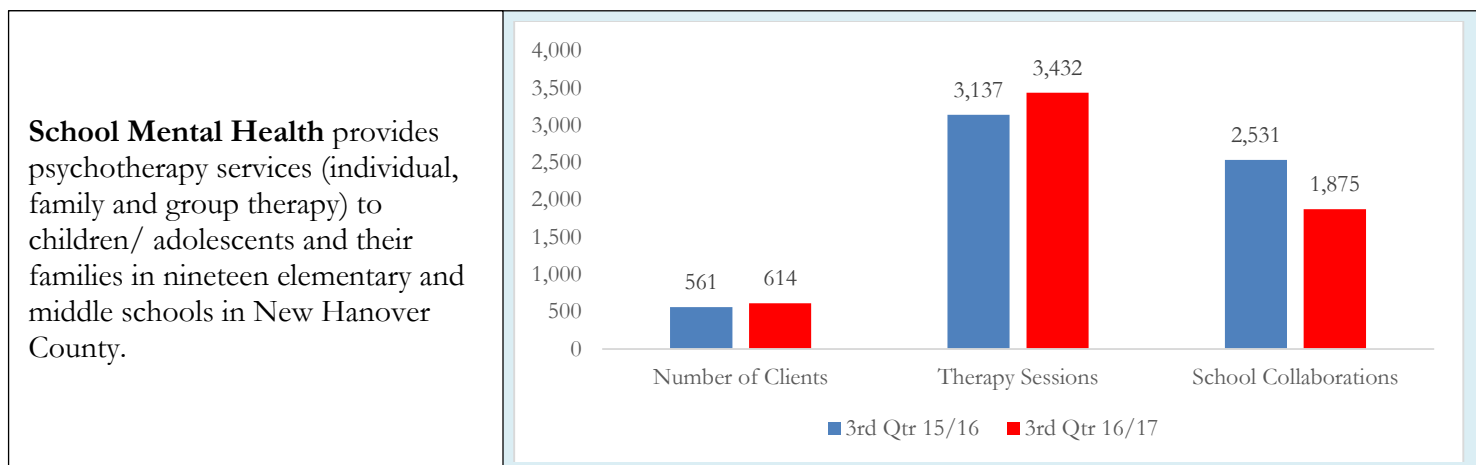
Postpartum/Newborn Home Visits: Home visits for new moms and babies discharged, recommended within 2 weeks, upon discharge from the hospital.

Health and Behavior Interventions: Counseling services for high risk pregnant women.

School Health



School Mental Health

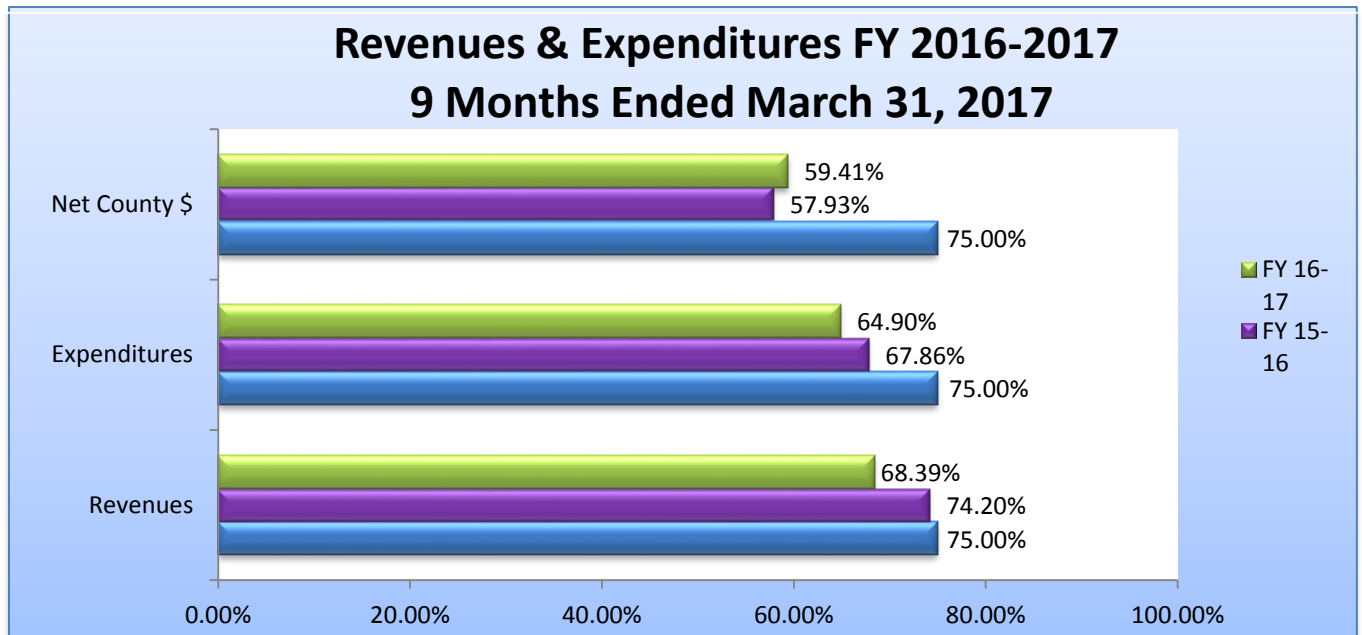


Personal Health Services

Care Coordination for Children (CC4C)

Services	3 rd Qtr. 15/16	3 rd Qtr. 16/17	
CC4C Contacts	1630	1741	<p>CC4C Contacts: number of contacts with families either by phone, home visits or contacts with someone in the community on their behalf</p> <p>CC4C Clients Receiving Services: total number of children served for the quarter, unduplicated</p> <p>In Home Counseling – Service Contacts: number of face-to-face contacts for family therapy.</p>
CC4C -Clients Receiving Services	434	507	
In-Home Counseling/Home Visits	97	98	

Financial Report



Revenues and Expenditures FY 2016-2017 - 9 Months Ended March			
	Index	FY 16-17	FY 15-16
Revenues	75.00%	68.39%	74.20%
Expenditures	75.00%	64.90%	67.86%
Net County \$	75.00%	59.41%	57.93%